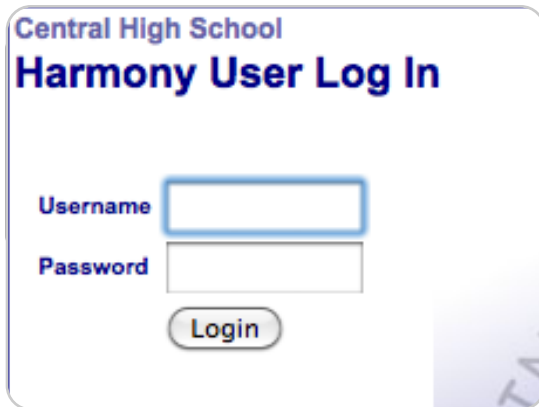




# Harmony® Push Notification



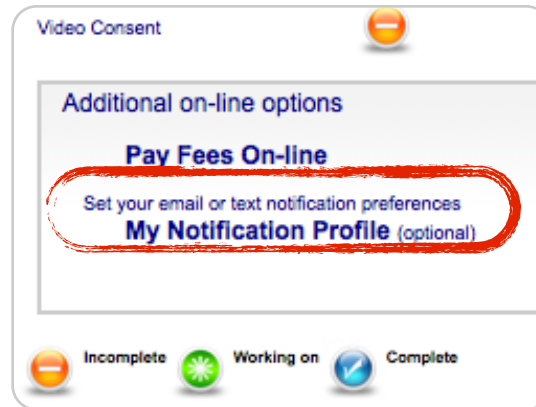
Central High School  
**Harmony User Log In**

Username

Password

Login

**Step 1:** Log into Harmony via Har



Video Consent

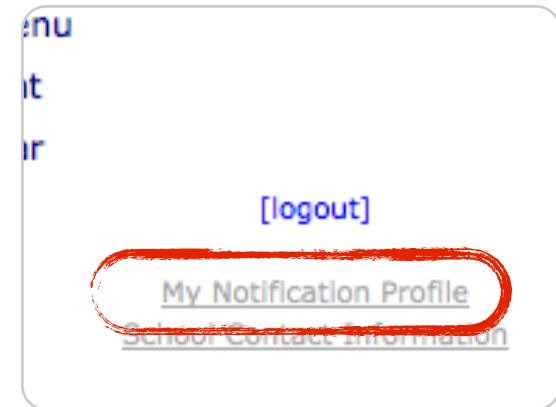
Additional on-line options

**Pay Fees On-line**

Set your email or text notification preferences  
**My Notification Profile** (optional)

Incomplete Working on Complete

**Step 2:** Select My Notification Profile (view from Harmony Parent Access)

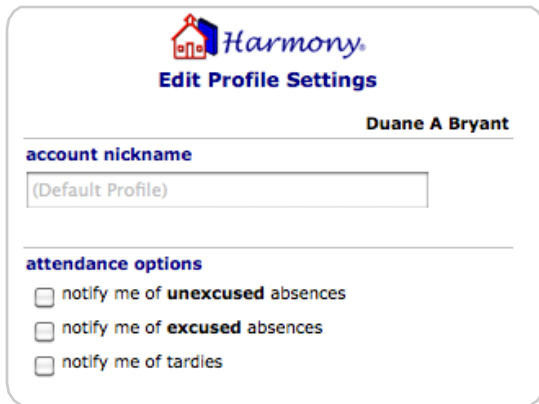


[logout]

**My Notification Profile**

School Contact Information

**OR** select My Notification Profile (view from Harmony Mobile)



Harmony  
**Edit Profile Settings**

Duane A Bryant

account nickname

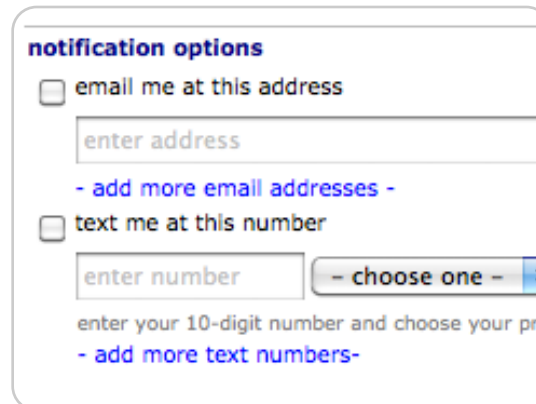
attendance options

notify me of **unexcused** absences

notify me of **excused** absences

notify me of tardies

**Step 3:** Name the profile and select the options that interest you



notification options

email me at this address

- add more email addresses -

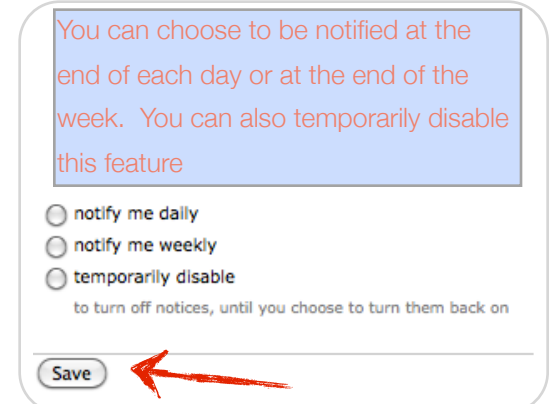
text me at this number

- choose one -

enter your 10-digit number and choose your pro

- add more text numbers-

Choose how you want to be notified -you can add multiple email or text addresses by touching the -add more- option



You can choose to be notified at the end of each day or at the end of the week. You can also temporarily disable this feature

notify me daily

notify me weekly

temporarily disable

to turn off notices, until you choose to turn them back on

Save

Choose how often you want to be notified and save your profile.

Profiles can be edited or new profiles created at any time using the My Notification Profile option from Step 2